

If you have any questions, please contact me at [jamie@teachmommyteach.com](mailto:jamie@teachmommyteach.com)

Thank you for downloading!

You May:

- use these resources in your own home or classroom for non-commercial use.
- print as many copies as you would like.
- share the website link, <https://teachmommyteach.com/>, where this printable can be found, so that others can download the file.

You May NOT:

- sell, give away, or share a printed copy. Each person should download separately and print.
- print out a copy for multiple teachers, as in an entire school, co-op, or other group. Each teacher should download separately and print.
- link directly to the pdf. Instead, link to the page on <https://teachmommyteach.com/> or <https://teacherspayteacher.com/> where you found the download.
- claim this or any part of this printable as your own.
- alter this printable and claim it as your own.
- host any of the files on your personal or other websites that can be shared with others.
- Upload this resource to any file sharing sites

Credits!! Thank you Speaking of Images and Open Clipart!



<https://www.teacherspayteachers.com/Store/Speaking-Of-Images>



<https://openclipart.org/>

# Sight Words Kindergarten


## Book 2: Hop

### Pre-Reading Worksheets

Your child will practice the high-frequency words *can, jump, on, out, and of*. Your child will also practice *CVC* words.

Name: \_\_\_\_\_

Touch each dot and say the sound the letter(s) above represent. Then, touching the arrow, put the sounds together to sound out the word.



Read the silly sentences.

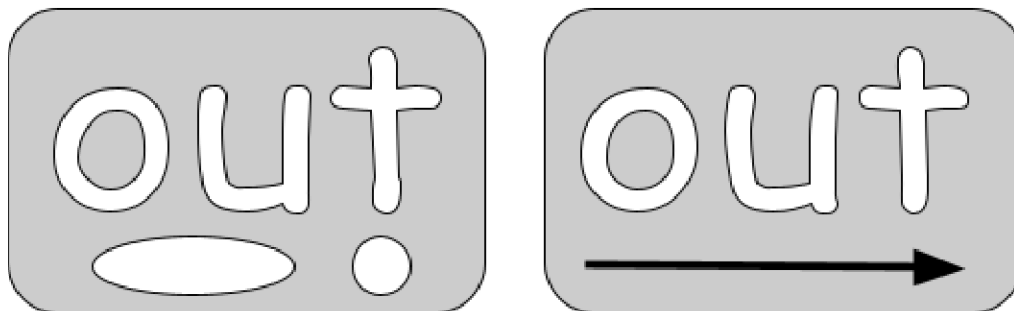
The pig can jump on top of a pot. The pig did jump on top of the pot! The pot is flat.

Name: \_\_\_\_\_

**OU** represents a sound like when you hurt yourself. It represents an *OW* sound. Practice saying the *OW* sound with the picture of the face below.



Touch each dot and say the sound the letter(s) above represent. Do not forget that **OU** represents the *OW* sound. Then, touching the arrow, put the sounds together to sound out the word.


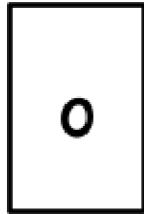
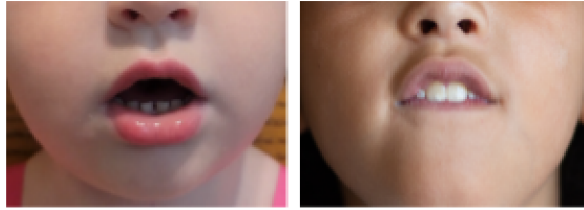


Read the following silly sentences.

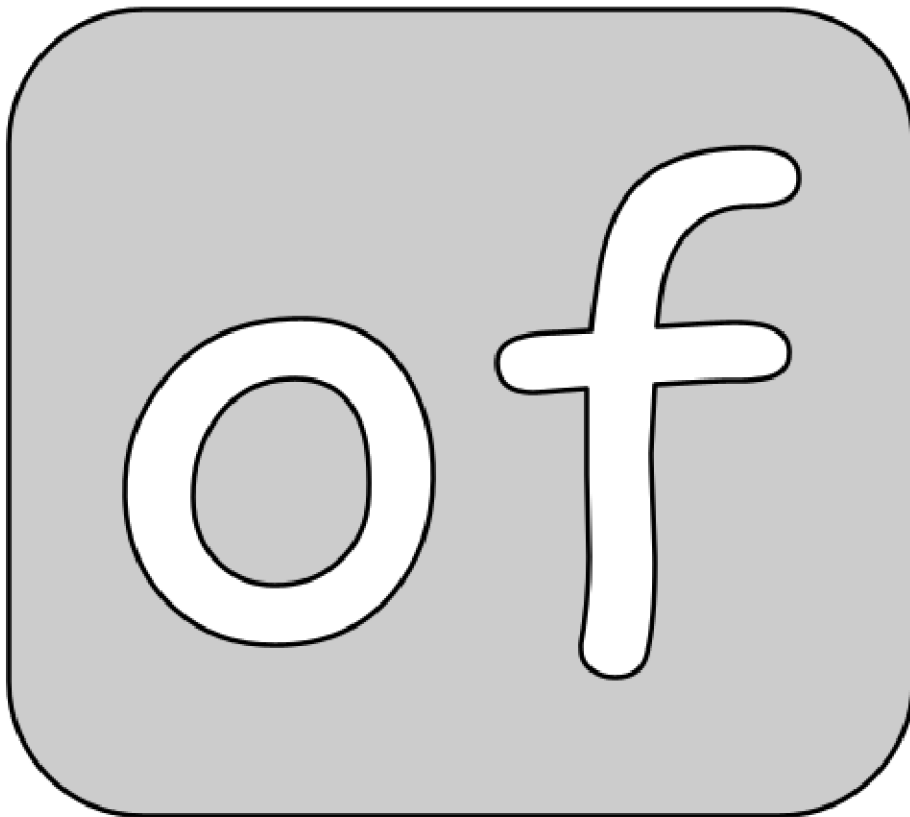
**Pig, get out of the mud. Get out!**

Name: \_\_\_\_\_

The O in the word OF represents the **schwa sound**. The F in the word OF represents the **v sound**. Read the word OF. Use the pictures of the mouths saying the word OF as a tool.



Read the following sight word. Then color the sight word.



# Sight Words Kindergarten

## Book 2: Hop

### Extra Practice

### Post-Reading Worksheets

Name: \_\_\_\_\_

Read the following sentences. Circle the word OF each time you see it.

The man sat on top of the box.

The dog jumps on top of the cat.

Pig eats a can of slop.

Get out of the mud.

# Sight Words Kindergarten

## Book 2: Hop

# Answers

## Pre-Reading Worksheets


Your child will practice the high-frequency words *can, jump, on, out, and of*. Your child will also practice *CVC* words.



# Answers

Name: \_\_\_\_\_

Touch each dot and say the sound the letter(s) above represent. Then, touching the arrow, put the sounds together to sound out the word.



Read the silly sentences.

The pig can jump on top of a pot. The pig did jump on top of the pot! The pot is flat.

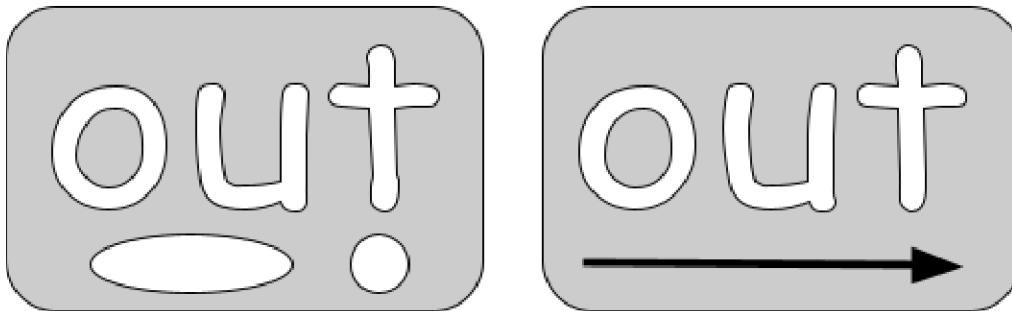
# Answers

Name: \_\_\_\_\_

**OU** represents a sound like when you hurt yourself. It represents an **OW** sound. Practice saying the **OW** sound with the picture of the face below.



Touch each dot and say the sound the letter(s) above represent. Do not forget that **OU** represents the **OW** sound. Then, touching the arrow, put the sounds together to sound out the word.


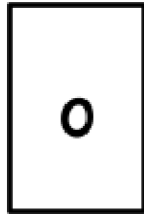


Read the following silly sentences.

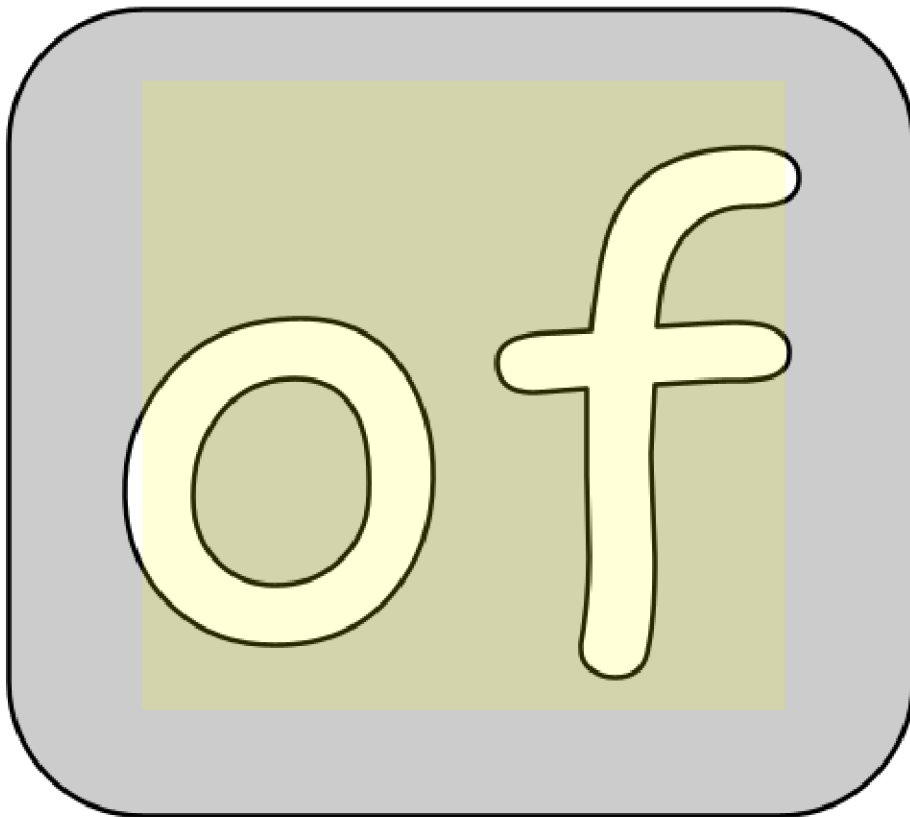
Pig, get out of the mud. Get out!

Name: Answers

The O in the word OF represents the **schwa sound**. The F in the word OF represents the **v sound**. Read the word OF. Use the pictures of the mouths saying the word OF as a tool.



Read the following sight word. Then color the sight word.



# Sight Words Kindergarten

## Book 2: Hop

### Answers

### Extra Practice

### Post-Reading Worksheets

Name: Answers

Read the following sentences. Circle the word OF each time you see it.

The man sat on top of the box.

The dog jumps on top of the cat.

Pig eats a can of slop.

Get out of the mud.